Oberlichtöffner OL 320 / fanlight opener OL 320

Legende: Einfügepunkt/ Pivot point ✳

Baugruppen/ Assemblies Blockname	Block VA	Block SA	Block DS / US
Schere OL 320 mit Anschraubplatte / scissor OL 320 with back plate ID-Nr. /ID-No EV1 (silberfarbig) EV1 (silver) 128211 weiß RAL 9016 weiß RAL 9016 128212 nach RAL in acc. with RAL 128213	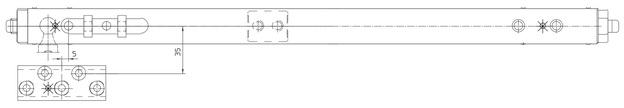	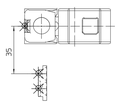	DS 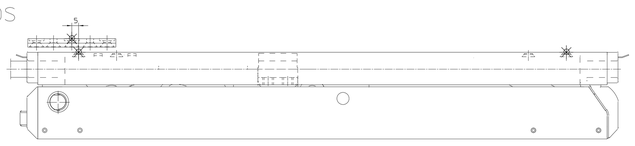
Schere OL 320 mit Aushängesperre / scissor OL 320 with unhinging inhibitor ID-Nr. /ID-No EV1 (silberfarbig) EV1 (silver) 131288 weiß RAL 9016 weiß RAL 9016 131289 nach RAL in acc. with RAL 131290	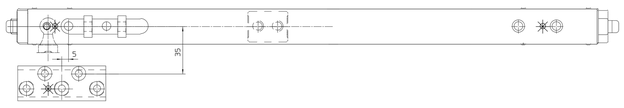	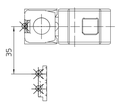	DS 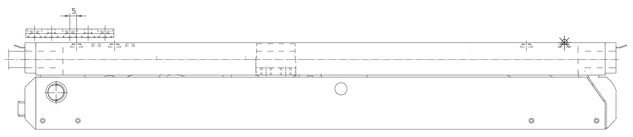
Flügelbock OL 320 / casement bracket OL 320 in Verpackung Schere OL 320/ in package scissor OL 320	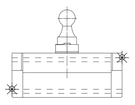	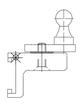	DS 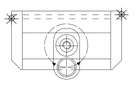
Eckumlenkung OL 320/ corner trasmission OL 320 ID-Nr. /ID-No 058648	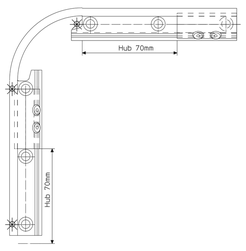		DS US 
Stangenfuehrung OL 320 / rod guide OL 320 in Verpackungen in packages			
Zusatzpackung Endabdeckung (für Scherenende) / auxiliary-pack final cover (for scissors) ID-Nr. /ID-No EV1 (silberfarbig) EV1 (silver) 058633 weiß RAL 9016 weiß RAL 9016 018254 nach RAL in acc. with RAL 013816			
Kupplung OL 320 VV1 A=8,5 coupling OL 320 VV1 (mit Bolzen /with bolt) ID-Nr. 024954 Kupplung OL 320 VV2 A=11,5 / coupling OL 320 VV2 (mit Bolzen /with bolt) ID-Nr. 029717	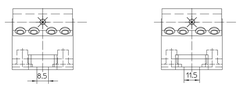		US
Kupplung OL 320 VV1 A=8,5 für Holz/Kunststoffenster ID-Nr. 029855 Kupplung OL 320 VV2 A=11,5 für Holz/Kunststoffenster ID-Nr. 029856 Kupplung OL 320 VV3 A=15,5 für Holz/Kunststoffenster ID-Nr. 030295 /coupling OL 320 VV1, VV1, VV3 for timber framed window and plastic framed window	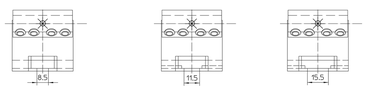		US 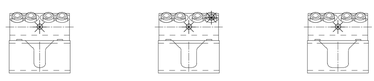
Handhebel OL 320 Hub 70mm hand lever OL 320 stroke 70mm ID-Nr. /ID-No EV1 (silberfarbig) EV1 (silver) 131652 weiß RAL 9016 weiß RAL 9016 131653 nach RAL in acc. with RAL 131654	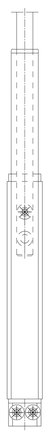	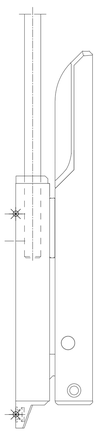	DS 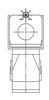
Handhebel OL 320 Hub 42mm hand lever OL 320 stroke 42mm ID-Nr. /ID-No EV1 (silberfarbig) EV1 (silver) 131658 weiß RAL 9016 weiß RAL 9016 131659 nach RAL in acc. with RAL 131660	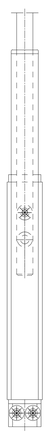	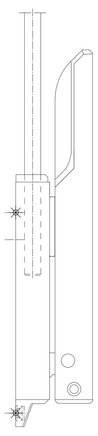	DS 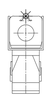

Stangenkupplung OL 320
rod coupling OL 320
ID-Nr. 059729 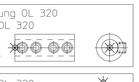

Abdeckprofil OL 320
coverprofile OL 320

Schutzkappe /
protecting cap

Einnietmutter M5
Riveting nut M5

Baugruppen/ Assemblies	Block VA	Block SA
Verriegelung OL 320 / locking unit OL 320 050727 015519 013077 bei Fluegelueberschlag 0-12mm Zusatzwinkel fuer Verriegelung notwendig / if overlap heights is between 0-12mm additional bracket for locking unit necessary ID-Nr. /ID-No EV1 (silberfarbig) EV1 (silver) 063974 weiß RAL 9016 weiß RAL 9016 018257 nach RAL in acc. with RAL 013080	Montage auf Beschlagende rechts installation at the end right 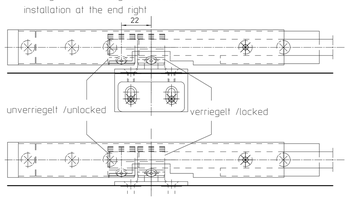 Montage zwischen Beschlagteilen / installation between fitting parts 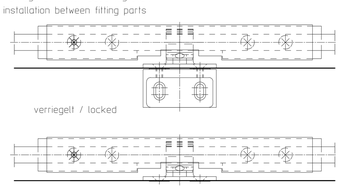 Montage auf Beschlagende links installation at the end left 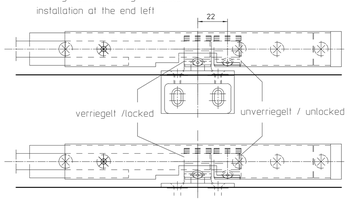 Block US 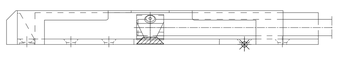 verriegelt (ohne Verriegelungswinkel) locked (without accessory bracket) Block US 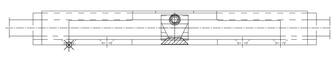 verriegelt (ohne Verriegelungswinkel) locked (without accessory bracket) Block US 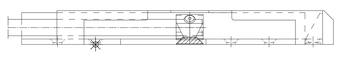 verriegelt (ohne Verriegelungswinkel) locked (without accessory bracket)	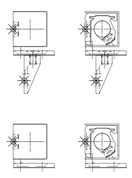

Oberlichtöffner OL 320 / fanlight opener OL 320

Legende: Einfügepunkt/ Pivot point ✳

Baugruppen/ Assemblies Blockname	Block VA	Block SA	Block DS
Eckwinkelgetriebe Fz 100 / corner operating gear Fz 100 Montiert links (Fenster geschlossen) / installed left (window closed) Montiert rechts (Fenster geschlossen) / installed right (window closed) ID-Nr. 018194	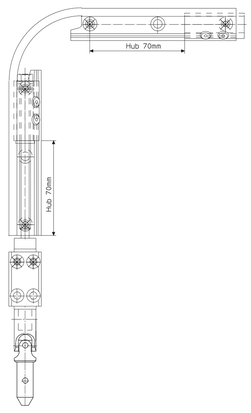 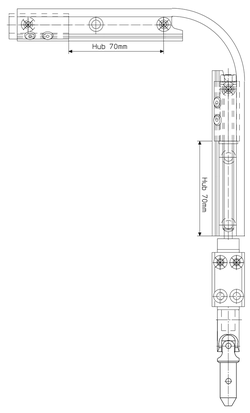		
Getriebe Fz 101 mit Eckumlenkung OL 320 / gear Fz 101 with corner transmission OL 320 Montiert links (Fenster geschlossen) / installed left (window closed) Fz101 ID-Nr. 018196 Eckumlenkung ID-Nr.058648	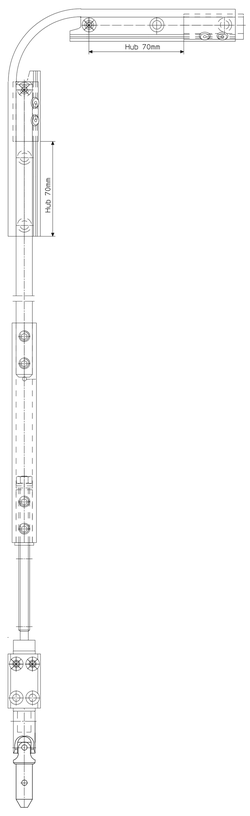		
Gelenklager für Getriebe /Kurbelstange Pivoting bearing for gear /connecting rod ID-Nr. 022933	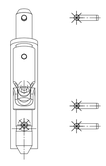		
Kupplungstrichter / coupler funnel ID-Nr. 042963	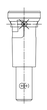	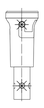	
Rohr für Kurbelstange 6m / Tube for connecting rod 6m grau/ gray ID-Nr. 053262 weiß/white ID-Nr. 014706			
Knickkurbel / link crank ID-Nr. /ID-No grau gray 056951 weiß RAL 9016 weiß RAL 9016 014795	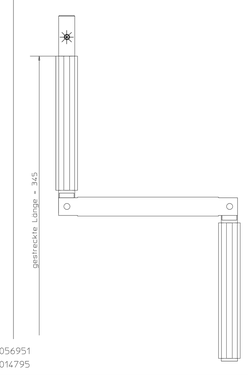		
Kurbelstangehalter / crank holder ID-Nr. /ID-No grau gray 054560 weiß RAL 9016 weiß RAL 9016 014794			
Überlastsicherung für Getriebe Fz 90-Fz 100 / overload protection for gears Fz 90-Fz 100 ID-Nr. /ID-No grau gray 020226 weiß RAL 9016 weiß RAL 9016 020223 nach RAL in acc. with RAL 020224			

Technische Änderungen vorbehalten.
Subject to technical changes.

Hinweis: Diese Blockbilder dienen zur Unterstützung der Einplanung. Auslegung und Anwendungsbereiche siehe Montageanleitungen ID 130738; 131701; 063650; 016296

Information: These block diagrams are for planning support. For layout and area of application see installation instructions ID 130738; 131701; 063650; 016296

Diese Unterlage darf weder vervielfältigt noch Dritten zugänglich gemacht werden. Sie ist ausschließlich zur Verwendung für Angebots- und Auftragsabwicklung bestimmt. Die Weitergabe an Dritte bedarf der vorherigen Zustimmung. Die Verwendung ist nur im Rahmen der Zweckbestimmung und der bestehenden Geheimhaltungsvereinbarung zulässig. Die Verwendung dieser Unterlage für Angebots- und Auftragsabwicklung mit Mitbewerbern ist unzulässig. Verletzungen dieser Bestimmungen werden gerichtlich verfolgt. Ersatzansprüche bleiben vorbehalten.
This document shall not be reproduced or disclosed to third parties. It is intended for use in the context of business relations. Any use for purposes other than those for which it is intended is not permitted. Any disclosure to third parties requires prior consent. Any use in the context of business relations with competitors is prohibited. Violations of these provisions will be prosecuted. Compensation claims are reserved.

DE20 Geb.	Benennung / Description		
Blockbilder OL 320 block diagrams OL 320			
vertraulich / confidential	Datum / Date	Name / Name	Blatt / Sheet 1 / 1
erstellt / drawn	02.03.23	G.Fr.	Maßstab / Scale 1:1
geprüft / checked			Gewicht / Weight
freigegeben / released			Werkstoff / Material
Ersetzt durch / replaced by			Benennung / Description
Ersetzt durch / replaced by			40424-BB-001